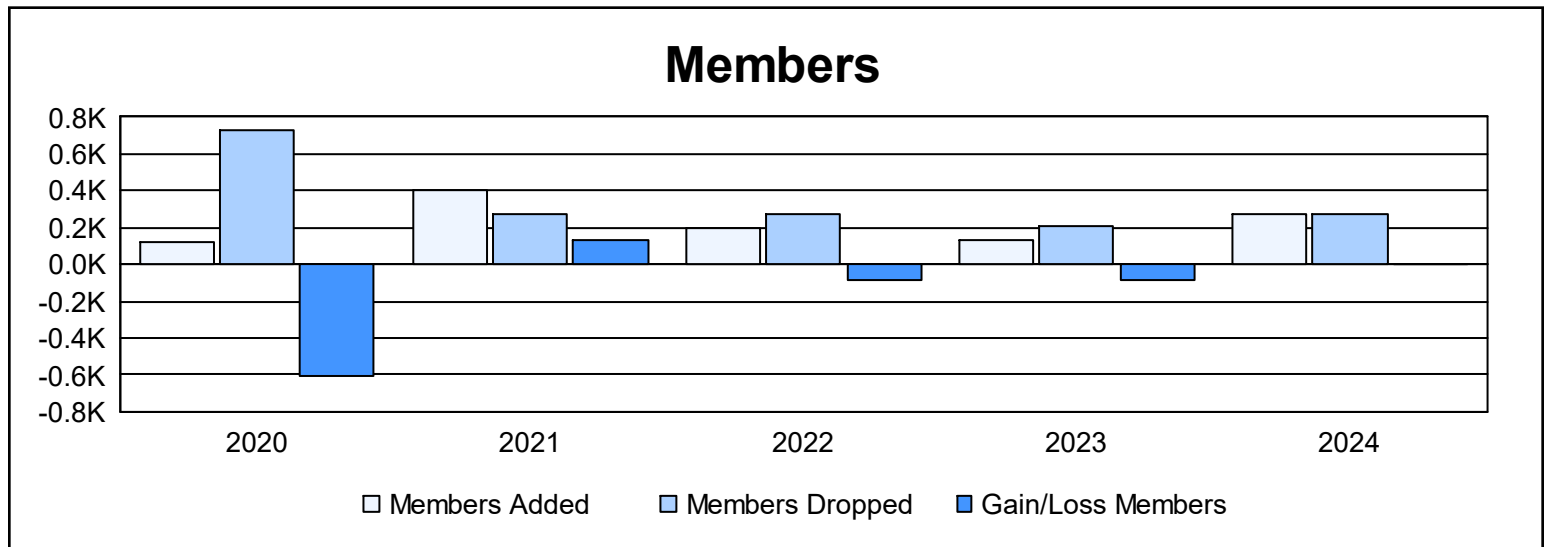
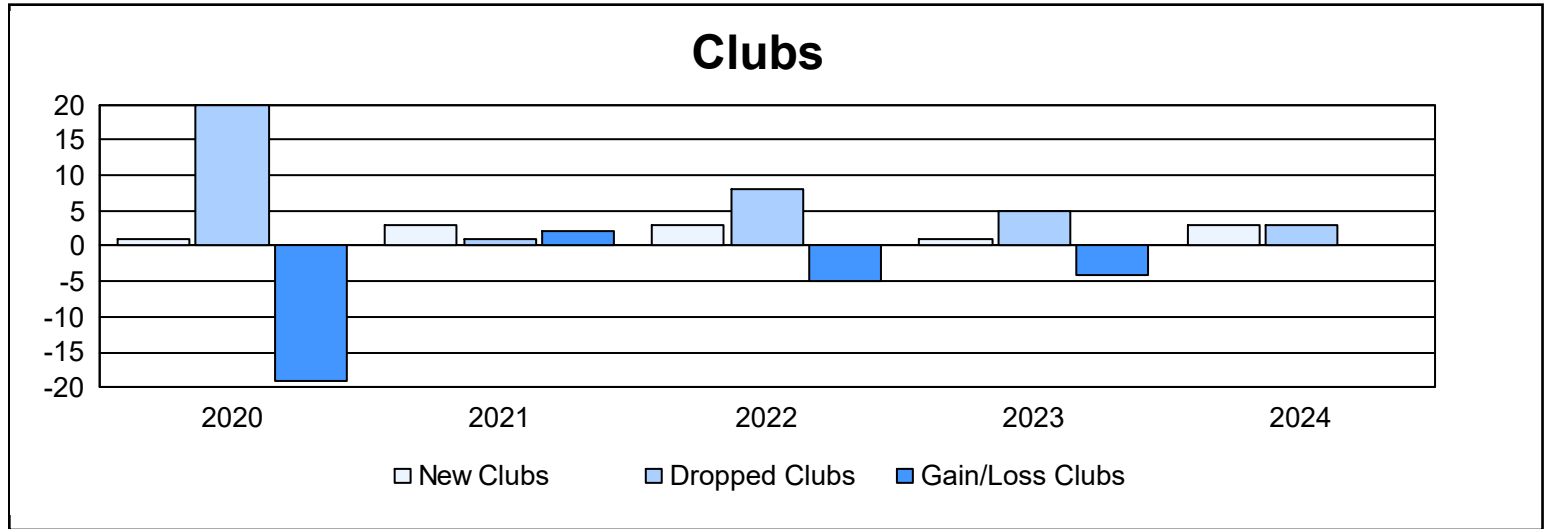
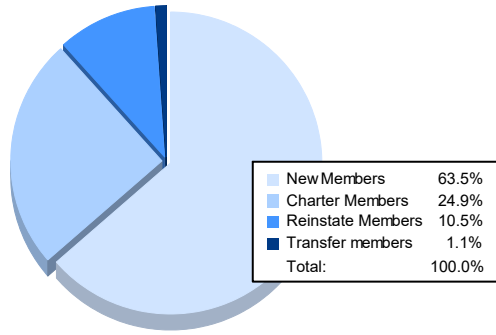


Year	New Clubs	Dropped Clubs	Gain/ Loss Clubs	New Members	Charter Members	Reinstate Members	Transfer Members	Total Member Added	Total Members Dropped	Gain/ Loss Members
2019-2020	1	20	-19	66	38	11	3	118	727	-609
2020-2021	3	1	2	191	155	52	3	401	269	132
2021-2022	3	8	-5	119	70	2	6	197	277	-80
2022-2023	1	5	-4	105	22	4	1	132	212	-80
2023-2024	3	3	0	176	69	29	3	277	273	4
<b>Average</b>	<b>2</b>	<b>7</b>	<b>-5</b>	<b>131</b>	<b>71</b>	<b>20</b>	<b>3</b>	<b>225</b>	<b>352</b>	<b>-127</b>



### Membership Composition June 2024 Cumulative



### Gender Composition June 2024 Cumulative

